


# ***Fix-Right***®

## **PLUMBING REPAIR GUIDE**



**The Best Plumbing**  
Anywhere USA, City, ST 00000

*The areas leading comfort experts for all your  
Plumbing needs*



# Price Book Set Up Instructions

Building Services Institute's **Fix-Right Price Book Program** is designed to help our client contractors outperform the competition with a "customized-to-your-business" flat rate *Fix-Right Service Repair Price Book*.

We designed the *Fix-Right Service Repair Price Book* to be used by Service Technicians on service calls.

## **Easy 1-Page Price Book Set-up:**

Your *Fix-Right Service Repair Price Book's* flat rate pricing is set up via a 1-page set-up form located at end of this demo price book. We provide you service repair price for 99.9% of all common residential HVAC repairs.

Your flat rate prices will be based on your company's unique:

## **Cost-of-Goods-Sold:**

- Actual "built-in" by Corken Steel cost-of-goods-sold for service repair parts.
- Total "built-in" installation labor hours for each repair task for a Service Technician which we multiply by your unique labor cost set up rate to find your service repair labor cost.

## **Your Service Repair Flat Rate Sell Price:**


- We will make your pricing accurate to your business and based on your unique local area labor costs, parts mark-up scales, unique overhead and net profit set-up requirements.

# Prices Shown are Illustrative Only


- This "demo" price book was designed for demonstration purposes only.
- **The pricing shown is for a fictitious contractor, and is not meant to be representative to local area pricing.**
- **You are NOT authorized to use this demo price guide for pricing work.**
- We will make your pricing accurate to your business and based on your unique local area labor costs, parts/materials costs, parts/materials local sales tax rate (if applicable), unique overhead and net profit set-up requirements.

## Questions?

Call our Price Book Hot Line at 800-240-2823 24/7 or email us at [customercare@GrowMyHVAC.com](mailto:customercare@GrowMyHVAC.com)



This repair guide  
contains 99% of all  
common plumbing  
system failures.





# Fix-Right Solution Table of Contents

## Plumbing System

1. Drain Cleaning
2. Sewer Drain Cleaning
3. Dishwasher & Garbage Disposal
4. Washer & Dryer & Laundry
5. Toilet - Repairs
6. Toilet – Replace & Install
7. Urinal – Repairs
8. Urinal – Replace & Install
9. Tub & Shower Repairs
10. Tub & Shower – Replace & Install
11. Lavatory Faucet – Repairs
12. Lavatory Faucet – Repl. & Install
13. Lavatory – Tubular & Supply
14. Lavatory Sink – Repl. & Install
15. Sink Faucet – Repairs
16. Sink Faucet – Repl. & Install
17. Sink – Tubular & Supply
18. Sink – Replace & Install
19. Ice Maker – Repairs & Install
20. Piping & Repairs – Drain
21. Piping & Repairs – Water

22. Piping & Repairs – Gas

## Water Heaters

23. Water Heater – Repairs
24. Water Heater – Repl. & Install

## Well Pumps & Accessories

25. Well & Pumps & Accessories
26. Sewer Well & Pumps & Accessories

## Drinking Fountain – Repairs & Install

27. Drinking Fountain – Repair & Install

## Water Treatment - Filtration

28. Water Treatment – Filtration – Filters

## Winterization – De-Winterize

29. Winterize & De-Winterize

## Misc. Unclassified

30. Misc. Unclassified Quoted Jobs
- 

# Drain Cleaning

# 1

Code	Repair Description	Retail	Retail OT	MA Savings Retail	MA Saving Retail OT
0101 0125	Clear Main Drain Using Large Drum Cleaning Machine	\$ -	\$ -	\$ -	\$ -
0102 0075	Add to Drain Cleaning 2nd Large Drum Cleaning Machine	\$ -	\$ -	\$ -	\$ -
0103 0100	Clear Main Drain Using Gas Hydrojet Per Hour	\$ -	\$ -	\$ -	\$ -
0104 0150	Clear Main Drain Using Gas Hydrojet up to 1 1/2 Hour	\$ -	\$ -	\$ -	\$ -
0105 0200	Clear Main Drain Using Gas Hydrojet up to 2 Hours	\$ -	\$ -	\$ -	\$ -
0106 0300	Clear Main Drain Using Gas Hydrojet up to 3 Hours	\$ -	\$ -	\$ -	\$ -
0107 0100	Clear Main Drain Using - Hydrojet - Drain Cleaning Machine	\$ -	\$ -	\$ -	\$ -
0108 0075	Clear Branch Drain Using - Large Drum - Cleaning Machine	\$ -	\$ -	\$ -	\$ -
0109 0075	Clear Branch Drain Using - Small Drum - Cleaning Machine	\$ -	\$ -	\$ -	\$ -
0110 0100	Clear Branch Drain Using Electric Hydrojet	\$ -	\$ -	\$ -	\$ -
0111 0100	Clear Sink Drain Using Small Drum Electric Machine	\$ -	\$ -	\$ -	\$ -
0112 0125	Clear Sink Drain Using Electirc Hydrojet	\$ -	\$ -	\$ -	\$ -
0113 0100	Clear Sink or Lavatory Arm With Hand Snake	\$ -	\$ -	\$ -	\$ -
0114 0100	Clear Difficult Sink or Lavatory Arm Using Hand Snake	\$ -	\$ -	\$ -	\$ -
0115 0100	Clear Tub or Shower Drain Using Hand Snake	\$ -	\$ -	\$ -	\$ -
0116 0075	Clear Toilet Using Hand Auger	\$ -	\$ -	\$ -	\$ -
0117 0050	Clear Toilet Using Hand Plunger	\$ -	\$ -	\$ -	\$ -
0118 0075	Clear Urinal Drain	\$ -	\$ -	\$ -	\$ -
0119 0200	Remove Urinal From Wall, Clear Urinal Drain, & Reinstall	\$ -	\$ -	\$ -	\$ -
0120 0067	Remove Shower Drain & Gasket & Add Oakum & Lead Seal	\$ -	\$ -	\$ -	\$ -
0121 0067	Replace 1/2" Ball Valve Boiler Drain	\$ -	\$ -	\$ -	\$ -
0122 0075	Locate and Expose Drain Clean Out	\$ -	\$ -	\$ -	\$ -
0123 0100	Drain Line Inspection Using Video Camera	\$ -	\$ -	\$ -	\$ -
0124 0075	Locate Drain Line with Locator up to .75 Hours	\$ -	\$ -	\$ -	\$ -
0125 0100	Locate Drain Line with Locator up to 1 Hours	\$ -	\$ -	\$ -	\$ -
0126 0150	Locate Drain Line with Locator up to 1.5 Hours	\$ -	\$ -	\$ -	\$ -
0127 0200	Locate Drain Line with Locator up to 2 Hours	\$ -	\$ -	\$ -	\$ -
0128 0300	Locate Drain Line with Locator up to 3 Hours	\$ -	\$ -	\$ -	\$ -
0129 0100	Add for Clean Drain Line Helper/Assistant up to 1 Hours	\$ -	\$ -	\$ -	\$ -
0130 0150	Add for Clean Drain Line Helper/Assistant up to 1.5 Hours	\$ -	\$ -	\$ -	\$ -
0131 0200	Add for Clean Drain Line Helper/Assistant up to 2 Hours	\$ -	\$ -	\$ -	\$ -
0132 0300	Add for Clean Drain Line Helper/Assistant up to 3 Hours	\$ -	\$ -	\$ -	\$ -
0133 0050	Treat Main Drain Using 2-lb Chem Root Growth Preventer	\$ -	\$ -	\$ -	\$ -
0134 0025	Treat Main Drain Using 2nd 2-lb Chem Root Growth Preventer	\$ -	\$ -	\$ -	\$ -
0135 0050	Treat Main Drain Using 1-lb Chem Drain Cleaner	\$ -	\$ -	\$ -	\$ -
0136 0025	Treat Main Drain Using 2nd 1-lb Chem Drain Cleaner	\$ -	\$ -	\$ -	\$ -
0137 0050	Clear Water Fountain Drain	\$ -	\$ -	\$ -	\$ -
0138 0050	Add Acid to Trouble Drain Calcium Deposit	\$ -	\$ -	\$ -	\$ -
0139 0050	Replace PVC Cleanout Plug	\$ -	\$ -	\$ -	\$ -
0140 0050	Replace Drain Plug Cleanout With Lead Fit All Plug	\$ -	\$ -	\$ -	\$ -
0141 0150	Clear Drain Through Vent on Roof Vent	\$ -	\$ -	\$ -	\$ -

Pricing Intentionally Removed

Always mention how to receive a 15% discount off today's repairs

# 1









# Toilet Repairs

# 5

Code	Repair Description	Retail	Retail OT	MA Savings Retail	MA Saving Retail OT
0501 0075	Remove and Reset With Was Seal Residential Toilet	\$ -	\$ -	\$ -	\$ -
0502 0050	Replace Generic Flapper and Test Operation	\$ -	\$ -	\$ -	\$ -
0503 0050	Replace Generic Tank Fill Valve and Test Operation	\$ -	\$ -	\$ -	\$ -
0504 0050	Replace or Install Tank Fill Valve and Test - Customer Provided	\$ -	\$ -	\$ -	\$ -
0505 0050	Replace or Install Sweat Valve - Customer Provided	\$ -	\$ -	\$ -	\$ -
0506 0100	Rebuild Generic Toilet Tank	\$ -	\$ -	\$ -	\$ -
0507 0075	Replace or Install Toilet Tank- Customer Provided	\$ -	\$ -	\$ -	\$ -
0508 0050	Rebuild 2nd Generic Toilet Tank - Same Area	\$ -	\$ -	\$ -	\$ -
0509 0125	Replace Generic Brass Flush Valve and Flapper	\$ -	\$ -	\$ -	\$ -
0510 0050	Replace 2nd Generic Brass Flush Valve and Flapper	\$ -	\$ -	\$ -	\$ -
0511 0050	Replace Generic Trip Lever and Test Operation	\$ -	\$ -	\$ -	\$ -
0512 0050	Replace Generic Toilet Water Shut off Valve	\$ -	\$ -	\$ -	\$ -
0513 0050	Replace Generic Toilet Water Supply Flex Connector	\$ -	\$ -	\$ -	\$ -
0514 0075	Replace or Install Generic Tank Bowl Kit	\$ -	\$ -	\$ -	\$ -
0515 0075	Replace Generic Toilet PVC Closet Flange - PVC	\$ -	\$ -	\$ -	\$ -
0516 0100	Replace Generic Toilet Cast Iron Clost Flange	\$ -	\$ -	\$ -	\$ -
0517 0100	Prep Floor Area to Replace Toilet Closet Flange	\$ -	\$ -	\$ -	\$ -
0518 0100	Level Floor With Plaster to Replace Toilet Closet Flange	\$ -	\$ -	\$ -	\$ -
0519 0050	Replace OEM Flapper	\$ -	\$ -	\$ -	\$ -
0520 0050	Replace OEM Tank Float Bulb	\$ -	\$ -	\$ -	\$ -
0521 0050	Replace American Standard Flush Valve/Seat Disc	\$ -	\$ -	\$ -	\$ -
0522 0025	Replace American Standard Water Control Assembly	\$ -	\$ -	\$ -	\$ -
0523 0025	Replace American Standard Flush Valve for Series #3 & #4	\$ -	\$ -	\$ -	\$ -
0524 0025	Replace American Standard Flush Valve for Series #5	\$ -	\$ -	\$ -	\$ -
0525 0025	Replace Kohler Float Valve Assembly	\$ -	\$ -	\$ -	\$ -
0526 0025	Replace Eljer Complete Flush Assembly	\$ -	\$ -	\$ -	\$ -
0527 0025	Replace Flushmate Cartridge	\$ -	\$ -	\$ -	\$ -
0528 0025	Replace Flushmate Upper & Lower Supply Group	\$ -	\$ -	\$ -	\$ -
0529 0025	Repair Toilet Sloan Flushometer or Similar Brand	\$ -	\$ -	\$ -	\$ -
0530 0075	Repair Toilet Sloan Flushometer or Similar Brand (secondary re	\$ -	\$ -	\$ -	\$ -
0531 0050	Repair Urinal Sloan Flushometer or Similar Brand	\$ -	\$ -	\$ -	\$ -
0532 0075	Replace Flushometer or Similar Brand Vacuum Breaker	\$ -	\$ -	\$ -	\$ -
0533 0050	Replace Flushometer or Similar Brand Handle	\$ -	\$ -	\$ -	\$ -
0534 0050	Replace Toilet Flushometer or Similar Brand	\$ -	\$ -	\$ -	\$ -
0535 0075	Replace 1 1/2" Toilet Spud	\$ -	\$ -	\$ -	\$ -
0536 0075	Replace Toilet Flushometer or Similar Brand	\$ -	\$ -	\$ -	\$ -
0537 0075	Replace 1 1/2" Toilet Spud	\$ -	\$ -	\$ -	\$ -
0538 0050	Replace or Install of a Sloan Box For A Electronic Faucet	\$ -	\$ -	\$ -	\$ -
		\$ -	\$ -	\$ -	\$ -
		\$ -	\$ -	\$ -	\$ -
		\$ -	\$ -	\$ -	\$ -

Pricing Intentionally Removed

Always mention how to receive a 15% discount off today's repairs

# 5







# Tub Shower Valve Repair

# 9A

Code	Repair Description	Retail	Retail OT	MA Savings Retail	MA Saving Retail OT
09A01 0050	Replace Generic Chrome Tub Spout With/Without Diverter	\$ -	\$ -	\$ -	\$ -
09A02 0050	Replace Generic Chrome Shower Head	\$ -	\$ -	\$ -	\$ -
09A03 0067	Replace Shower Strainer & Trap Exposed	\$ -	\$ -	\$ -	\$ -
09A04 0050	Replace One Side Generic Washers/Seats	\$ -	\$ -	\$ -	\$ -
09A05 0075	Replace Two Sides Generic Washers/Seats	\$ -	\$ -	\$ -	\$ -
09A06 0075	Rebuild Generic Single Lever Faucet	\$ -	\$ -	\$ -	\$ -
09A07 0075	Rebuild One Side Generic Double Handle Faucet	\$ -	\$ -	\$ -	\$ -
09A08 0100	Rebuild Two Sides Generic Double Handle Faucet	\$ -	\$ -	\$ -	\$ -
09A09 0050	Rebuild One Side Generic Double Handle Faucet With Stem	\$ -	\$ -	\$ -	\$ -
09A10 0075	Rebuild Two Sides Generic Double Handle Faucet With Stem	\$ -	\$ -	\$ -	\$ -
09A11 0050	Replace Generic Diverter Stem	\$ -	\$ -	\$ -	\$ -
09A12 0050	Replace Single Generic Acrylic Handle	\$ -	\$ -	\$ -	\$ -
09A13 0050	Replace Two Generic Acrylic Handles	\$ -	\$ -	\$ -	\$ -
09A14 0050	Replace Generic Acrylic Diverter Handle	\$ -	\$ -	\$ -	\$ -
09A15 0025	Gain Access to Plumbing - LB0025	\$ -	\$ -	\$ -	\$ -
09A16 0050	Gain Access to Plumbing - LB0050	\$ -	\$ -	\$ -	\$ -
09A17 0100	Gain Access to Plumbing - LB0100	\$ -	\$ -	\$ -	\$ -
09A18 0150	Gain Access to Plumbing - LB0150	\$ -	\$ -	\$ -	\$ -
09A19 0050	Replace Aquarian Cartridge Seal Kit	\$ -	\$ -	\$ -	\$ -
09A20 0050	Replace Aquarian Cartridge	\$ -	\$ -	\$ -	\$ -
09A21 0050	Replace Universal Ceramic Cartridge T/S - Both Sides	\$ -	\$ -	\$ -	\$ -
09A22 0075	Rebuild Two Sides Cadet, R Series, or Colony Stem	\$ -	\$ -	\$ -	\$ -
09A23 0050	Replace One Side Cadet, R Series, or Colony Stem	\$ -	\$ -	\$ -	\$ -
09A24 0075	Replace Two Sides Cadet, R Series, or Colony Stem	\$ -	\$ -	\$ -	\$ -
09A25 0050	Replace Colony or Similar Diverter Stem	\$ -	\$ -	\$ -	\$ -
09A26 0050	Replace Single Side Seats & Springs	\$ -	\$ -	\$ -	\$ -
09A27 0075	Replace Two Sides Seats & Springs	\$ -	\$ -	\$ -	\$ -
09A28 0050	Rebuild Single Lever Faucet	\$ -	\$ -	\$ -	\$ -
09A29 0050	Replace One Side O-Rings For Two Handle Faucets	\$ -	\$ -	\$ -	\$ -
09A30 0075	Replace Two Sides O-Rings For Two Handle Faucets	\$ -	\$ -	\$ -	\$ -
09A31 0075	Rebuild Two Sides Faucet w/Cartridge	\$ -	\$ -	\$ -	\$ -
09A32 0050	Replace Scaldguard Cartridge	\$ -	\$ -	\$ -	\$ -
09A33 0050	Replace Tub & Shower Diverter	\$ -	\$ -	\$ -	\$ -
09A34 0050	Replace Universal Multi-Function Shower Head	\$ -	\$ -	\$ -	\$ -
09A35 0050	Replace Universal Chrome Tub Spout	\$ -	\$ -	\$ -	\$ -
09A36 0050	Replace Trap Upgrade PVC 1 1/2" or 2"	\$ -	\$ -	\$ -	\$ -
09A37 0050	Replace Toe Touch Stopper Assembly	\$ -	\$ -	\$ -	\$ -
09A38 0075	Replace Existing Drain Assembly for Toe Touch Stopper Assembly	\$ -	\$ -	\$ -	\$ -
09A39 0067	Replace Complete Drain Assembly Under Warranty	\$ -	\$ -	\$ -	\$ -
09A40 0050	Replace Face Plate & Plunger Assembly	\$ -	\$ -	\$ -	\$ -

Pricing Intentionally Removed

Always mention how to receive a 15% discount off today's repairs





# Lavatory Faucet - Repair 11A

Code	Repair Description	Retail	Retail OT	MA Savings Retail	MA Saving Retail OT
11A01 0025	Replace Generic Lavatory Faucet Aerator	\$ -	\$ -	\$ -	\$ -
11A02 0050	Replace Generic Washers/Seats, One Side Only	\$ -	\$ -	\$ -	\$ -
11A03 0075	Replace Generic Washers/Seats, Both Sides	\$ -	\$ -	\$ -	\$ -
11A04 0067	Rebuild Generic Single Lever Faucet	\$ -	\$ -	\$ -	\$ -
11A05 0067	Rebuild Generic 2 Handle Faucet, One Side Only (No Stem)	\$ -	\$ -	\$ -	\$ -
11A06 0075	Rebuild Generic 2 Handle Faucet, Both Sides (No Stem)	\$ -	\$ -	\$ -	\$ -
11A07 0075	Rebuild Generic 2 Handle Faucet, One Side Only (With Stem)	\$ -	\$ -	\$ -	\$ -
11A08 0075	Rebuild Generic 2 Handle Faucet, Both Sides (With Stem)	\$ -	\$ -	\$ -	\$ -
11A09 0050	Replace Generic Cartridge One Side Only	\$ -	\$ -	\$ -	\$ -
11A10 0075	Replace Generic Cartridge, Both Sides	\$ -	\$ -	\$ -	\$ -
11A11 0050	Replace Generic Cartridge One Side Only Under Warranty	\$ -	\$ -	\$ -	\$ -
11A12 0075	Replace Generic Cartridge, Both Sides Under Warranty	\$ -	\$ -	\$ -	\$ -
11A13 0050	Replace Generic Ceramic Cartridge One Side Only	\$ -	\$ -	\$ -	\$ -
11A14 0075	Replace Generic Ceramic Cartridge, Both Sides	\$ -	\$ -	\$ -	\$ -
11A15 0050	Replace Generic Chrome Single Lever	\$ -	\$ -	\$ -	\$ -
11A16 0050	Replace Generic Acrylic Single Handle	\$ -	\$ -	\$ -	\$ -
11A17 0050	Replace Generic Acrylic Handles (Pair)	\$ -	\$ -	\$ -	\$ -
11A18 0050	Replace Washer Kit - Aquaseal One Side Only	\$ -	\$ -	\$ -	\$ -
11A19 0075	Replace Washer Kit - Aquaseal, Both Sides	\$ -	\$ -	\$ -	\$ -
11A20 0075	Rebuild Aquaseal Stem (Both Sides)	\$ -	\$ -	\$ -	\$ -
11A21 0050	Replace Aquaseal Steam w/locknut One Side Only	\$ -	\$ -	\$ -	\$ -
11A22 0075	Replace Aquaseal Steam w/locknut, Both Sides	\$ -	\$ -	\$ -	\$ -
11A23 0050	Replace Aquaseal Long Pattern Steam w/locknut One Side Only	\$ -	\$ -	\$ -	\$ -
11A24 0075	Replace Aquaseal Long Pattern Steam w/locknut, Both Sides	\$ -	\$ -	\$ -	\$ -
11A25 0050	Replace Aquarian Cartridge Seal Kit	\$ -	\$ -	\$ -	\$ -
11A26 0050	Replace Aquarian Cartridge	\$ -	\$ -	\$ -	\$ -
11A27 0075	Rebuild Cadet, R Series, or Colony Stem (Both Sides)	\$ -	\$ -	\$ -	\$ -
11A26 0050	Replace Cadet, R Series, or Colony Stem One Side Only	\$ -	\$ -	\$ -	\$ -
11A28 0075	Replace Cadet, R Series, or Colony Stem, Both Sides	\$ -	\$ -	\$ -	\$ -
11A28 0050	Replace Seats & Springs (Single Lever)	\$ -	\$ -	\$ -	\$ -
11A29 0075	Replace Seats & Springs, Both Sides	\$ -	\$ -	\$ -	\$ -
11A30 0050	Replace O-Rings Single Handle Faucet	\$ -	\$ -	\$ -	\$ -
11A31 0050	Rebuild Single Lever Faucet	\$ -	\$ -	\$ -	\$ -
11A32 0050	Replace O-Rings For Two Handle Faucets, One Side Only (No Stem)	\$ -	\$ -	\$ -	\$ -
11A33 0075	Replace O-Rings For Two Handle Faucets, Both Sides (No Stem)	\$ -	\$ -	\$ -	\$ -
11A34 0075	Rebuild Two Handle Faucet w/Cartridge, Both Sides	\$ -	\$ -	\$ -	\$ -
11A35 0050	Rebuild Single Handle Faucet (No Cartridge)	\$ -	\$ -	\$ -	\$ -
11A36 0050	Rebuild Single Handle Faucet (With Cartridge)	\$ -	\$ -	\$ -	\$ -
11A37 0050	Replace O-Rings for Two Handle Faucets One Side Only	\$ -	\$ -	\$ -	\$ -
11A38 0075	Replace O-Rings For Two Handle Faucets, Both Sides	\$ -	\$ -	\$ -	\$ -

Pricing Intentionally Removed

Always mention how to receive a 15% discount off today's repairs







# Lavatory - Tubular Supply

# 13

Code	Repair Description	Retail	Retail OT	MA Savings Retail	MA Saving Retail OT
1301 0100	Completely Replace All Chrome 1.25" to 1.5" Tubular Piping and Fittings	\$ -	\$ -	\$ -	\$ -
1302 0100	Completely Replace All PVC 1.25" to 1.50" Tubular Piping and Fittings	\$ -	\$ -	\$ -	\$ -
1303 0075	Replace 1.25" X 6" Threaded Tailpiece (single task)	\$ -	\$ -	\$ -	\$ -
1304 0025	Replace 1.25" X 6" Threaded Tailpiece with Related Sink Repair	\$ -	\$ -	\$ -	\$ -
1305 0050	Replace 1.25" Repair Elbow (Quarter Bend) with Sink Repair	\$ -	\$ -	\$ -	\$ -
1306 0075	Replace 1.25" Slip Joint Quarter Bend (single task)	\$ -	\$ -	\$ -	\$ -
1307 0075	Replace 1.25" Pop-Up Assembly	\$ -	\$ -	\$ -	\$ -
1308 0050	Replace 1.25" Pop-Up Assembly with other Sink Repair	\$ -	\$ -	\$ -	\$ -
1309 0075	Replace 1.25" Pop Up with Grid Strainer	\$ -	\$ -	\$ -	\$ -
1310 0075	Replace 1.25" Pop Up with Brass Strainer	\$ -	\$ -	\$ -	\$ -
1311 0075	Replace 1.25" Pop Up with Stopper	\$ -	\$ -	\$ -	\$ -
1312 0075	Replace 1.25" Slip Joint Nuts and Washers, Each Set (single task)	\$ -	\$ -	\$ -	\$ -
1313 0075	Replace 1.25" Slip Joint Nuts and Washers, Each Set (each additional)	\$ -	\$ -	\$ -	\$ -
1314 0025	Replace 1.25" 17 Ga. Chrome P-Trap With Clean Out	\$ -	\$ -	\$ -	\$ -
1315 0100	Replace 1.25" 17 Ga. P-Trap w/Cleanout (Significant Difficulty)	\$ -	\$ -	\$ -	\$ -
1316 0025	Replace 1.25" 17 Ga. P-Trap w/Cleanout (Secondary)	\$ -	\$ -	\$ -	\$ -
1317 0100	Replace 1.25" 17 Ga. P-Trap Less Clean Out	\$ -	\$ -	\$ -	\$ -
1318 0100	Replace 1.25" 17 Ga. P-Trap Less Clean Out (Significant Difficulty)	\$ -	\$ -	\$ -	\$ -
1319 0025	Replace 1.25" 17 Ga. P-Trap Less Clean Out (Secondary)	\$ -	\$ -	\$ -	\$ -
1320 0075	Replace 1.25" x 6" Slip Joint Extension Tailpiece (Primary)	\$ -	\$ -	\$ -	\$ -
1321 0075	Replace 1.25" x 6" Slip Joint Extension Tailpiece (Secondary)	\$ -	\$ -	\$ -	\$ -
1322 0100	Replace 1.25" x 6" Slip Joint Extension Tailpiece (Advanced Difficulty)	\$ -	\$ -	\$ -	\$ -
1323 0075	Replace 1.25" x 6" PVC Slip Joint Extension Tailpiece (Primary)	\$ -	\$ -	\$ -	\$ -
1324 0025	Replace 1.25" x 6" PVC Slip Joint Extension Tailpiece (Secondary)	\$ -	\$ -	\$ -	\$ -
1325 0100	Replace 1.25" PVC P-Trap (Primary)	\$ -	\$ -	\$ -	\$ -
1326 0025	Replace 1.25" PVC P-Trap (Secondary)	\$ -	\$ -	\$ -	\$ -
1327 0075	Replace Chrome or PVC S-Trap	\$ -	\$ -	\$ -	\$ -
1328 0067	Replace LA PVC Trap	\$ -	\$ -	\$ -	\$ -
1329 0100	Replace Copper or Brass With NEW PVC Trap & Tailpiece	\$ -	\$ -	\$ -	\$ -
1330 0100	Replace Strainer, Trap, & Tailpiece Replacement Complete	\$ -	\$ -	\$ -	\$ -
1331 0025	Repair Minor Leak on Fitting	\$ -	\$ -	\$ -	\$ -
1332 0075	Replace Or Install Complete Supply Stop & Riser (One Sides)	\$ -	\$ -	\$ -	\$ -
1333 0100	Replace Or Install Complete Supply Stops & Risers (Both Sides)	\$ -	\$ -	\$ -	\$ -
1334 0075	Replace Sweat-On Cold or Hot Side Emergency Cut Off Valve (Primary)	\$ -	\$ -	\$ -	\$ -
1335 0050	Replace Sweat-On Cold or Hot Side Emergency Cut Off Valve (Secondary)	\$ -	\$ -	\$ -	\$ -
1336 0050	Replace Compression Cold or Hot Side Emergency Cut Off Valve (Primary)	\$ -	\$ -	\$ -	\$ -
1337 0025	Replace Compression Cold or Hot Side Emergency Cut Off Valve (Secondary)	\$ -	\$ -	\$ -	\$ -
1338 0075	Replace Chrome or Flex Supply Riser (Primary)	\$ -	\$ -	\$ -	\$ -
1339 0050	Replace Chrome or Flex Supply Riser (Secondary)	\$ -	\$ -	\$ -	\$ -
1340 0025	Repair Minor Leak on Fitting	\$ -	\$ -	\$ -	\$ -

Pricing Intentionally Removed

Always mention how to receive a 15% discount off today's repairs

# 13

# Lavatory - Tubular Supply

Copyright  
Building Services Institute, Inc.  
Next Update Due 6 months from  
11/4/2015



# Sink Faucet - Repair

# 15A

Code	Repair Description	Retail	Retail OT	MA Savings Retail	MA Saving Retail OT
15A01 0025	Replace Generic Sink Faucet Aerator	\$ -	\$ -	\$ -	\$ -
15A02 0050	Replace Generic Spray Diverter	\$ -	\$ -	\$ -	\$ -
15A03 0050	Replace Vegetable Spray Hose Only	\$ -	\$ -	\$ -	\$ -
15A04 0050	Replace Vegetable Spray Head With Hose	\$ -	\$ -	\$ -	\$ -
15A05 0050	Replace Generic Washers/Seats, One Side Only	\$ -	\$ -	\$ -	\$ -
15A06 0075	Replace Generic Washers/Seats, Both Sides	\$ -	\$ -	\$ -	\$ -
15A07 0050	Replace Kitchen Sink Spout O-Rings	\$ -	\$ -	\$ -	\$ -
15A08 0050	Minor Repair on Faucets, Washers, Seats, Packing, etc	\$ -	\$ -	\$ -	\$ -
15A09 0050	Rebuild Generic Single Lever Faucet	\$ -	\$ -	\$ -	\$ -
15A10 0050	Rebuild Generic 2 Handle Faucet, One Side Only (No Stem)	\$ -	\$ -	\$ -	\$ -
15A11 0075	Rebuild Generic 2 Handle Faucet, Both Sides (No Stem)	\$ -	\$ -	\$ -	\$ -
15A12 0050	Rebuild Generic 2 Handle Faucet, One Side Only (With Stem)	\$ -	\$ -	\$ -	\$ -
15A13 0075	Rebuild Generic 2 Handle Faucet, Both Sides (With Stem)	\$ -	\$ -	\$ -	\$ -
15A14 0050	Replace Generic Cartridge One Side Only	\$ -	\$ -	\$ -	\$ -
15A15 0075	Replace Generic Cartridge, Both Sides	\$ -	\$ -	\$ -	\$ -
15A16 0050	Replace Generic Ceramic Cartridge One Side Only	\$ -	\$ -	\$ -	\$ -
15A17 0075	Replace Generic Ceramic Cartridge, Both Sides	\$ -	\$ -	\$ -	\$ -
15A18 0050	Replace Generic Chrome Single Lever	\$ -	\$ -	\$ -	\$ -
15A19 0050	Replace Generic Acrylic Handles (Pair)	\$ -	\$ -	\$ -	\$ -
15A20 0050	Gain Access To Plumbing, Remodel is Not Included. (Primary)	\$ -	\$ -	\$ -	\$ -
15A21 0025	Gain Access to Plumbing, Remodel is Not Included. (Secondary)	\$ -	\$ -	\$ -	\$ -
15A22 0075	Gain Difficult Access to Plumbing, Remodel is Not Included. (Primary)	\$ -	\$ -	\$ -	\$ -
15A23 0050	Gain Difficult Access to Plumbing, Remodel is Not Included. (Secondary)	\$ -	\$ -	\$ -	\$ -
15A22 0050	Replace Washer Kit - Aquaseal One Side Only	\$ -	\$ -	\$ -	\$ -
15A24 0075	Replace Washer Kit - Aquaseal, Both Sides	\$ -	\$ -	\$ -	\$ -
15A25 0075	Rebuild Aquaseal Stem (Both Sides)	\$ -	\$ -	\$ -	\$ -
15A26 0050	Replace Aquaseal Stem w/locknut One Side Only	\$ -	\$ -	\$ -	\$ -
15A27 0075	Replace Aquaseal Stem w/locknut, Both Sides	\$ -	\$ -	\$ -	\$ -
15A28 0050	Replace Aquaseal Long Pattern Stem w/locknut One Side Only	\$ -	\$ -	\$ -	\$ -
15A29 0075	Replace Aquaseal Long Pattern Stem w/locknut, Both Sides	\$ -	\$ -	\$ -	\$ -
15A30 0050	Replace Aquarian Cartridge Seal Kit	\$			
15A31 0050	Replace Aquarian Cartridge	\$			
15A32 0075	Rebuild Cadet, R Series, or Colony Stem (Both Sides)	\$			
15A33 0050	Replace Cadet, R Series, or Colony Stem One Side Only	\$			
15A34 0075	Replace Cadet, R Series, or Colony Stem, Both Sides	\$			
15A35 0050	Replace Seats & Springs (Single Lever)	\$			
15A36 0075	Replace Seats & Springs, Both Sides	\$			
15A37 0050	Replace O-Rings Single Handle Faucet	\$			
15A38 0050	Rebuild Single Lever Faucet	\$			
15A39 0050	Replace O-Rings For Two Handle Faucets, One Side Only (No Stem)	\$			

Pricing  
Intentionally  
Removed

Always mention how to receive a 15% discount off today's repairs















# Piping Repair - Water

# 21A

Code	Repair Description	Retail	Retail OT	MA Savings Retail	MA Saving Retail OT
21A01 0075	Install 1/2" or 3/4" One Bolt Repair Clamp (Easy Access)	\$ -	\$ -	\$ -	\$ -
21A02 0100	Install 1/2" or 3/4" One Bolt Repair Clamp (Significant Difficulty)	\$ -	\$ -	\$ -	\$ -
21A03 0075	Install 1" or 1 1/2" Two Bolt Repair Clamp (Easy Access)	\$ -	\$ -	\$ -	\$ -
21A04 0125	Install 1" or 1 1/2" Two Bolt Repair Clamp (Significant Difficulty)	\$ -	\$ -	\$ -	\$ -
21A05 0075	Install 1/2" or 3/4" Brass Compression Coupling (Easy Access)	\$ -	\$ -	\$ -	\$ -
21A06 0150	Install 1/2 or 3/4" Brass Compression Coupling (Significant Difficult)	\$ -	\$ -	\$ -	\$ -
21A07 0100	Install 1" or 1 1/2" Brass Compression Coupling (Easy Access)	\$ -	\$ -	\$ -	\$ -
21A08 0150	Install 1" or 1 1/2" Brass Compression Coupling (Significant Difficulty)	\$ -	\$ -	\$ -	\$ -
21A09 0075	Install 1/2 or 3/4" Poly Compression Tee (Easy Access)	\$ -	\$ -	\$ -	\$ -
21A10 0100	Install 1/2 or 3/4" Poly Compression Tee (Significant Difficulty)	\$ -	\$ -	\$ -	\$ -
21A11 0075	Install 1/2 or 3/4" Poly Compression Coupling (Easy Access)	\$ -	\$ -	\$ -	\$ -
21A12 0100	Install 1/2 or 3/4" Poly Compression Coupling (Significant Difficulty)	\$ -	\$ -	\$ -	\$ -
21A13 0050	Install 1/2" Wall Insulation Per Six Feet	\$ -	\$ -	\$ -	\$ -
21A14 0050	Backflow Testing and Repair	\$ -	\$ -	\$ -	\$ -
21A15 0050	Backflow Test and Inspection - Level 1	\$ -	\$ -	\$ -	\$ -
21A16 0100	Backflow Test and Inspection - Level 2	\$ -	\$ -	\$ -	\$ -
21A17 0150	Replace 3/4" Backflow Preventer and Test Operation	\$ -	\$ -	\$ -	\$ -
21A18 0175	Replace 1" Backflow Preventer and Test Operation	\$ -	\$ -	\$ -	\$ -
21A19 0175	Replace 1" Reduced Pressure Backflow Preventer and Test Operation	\$ -	\$ -	\$ -	\$ -
21A20 0175	Rebuild 3/4" or 1" Reduced Pressure Backflow Preventer and Test Operation	\$ -	\$ -	\$ -	\$ -
21A21 0075	Replace First 5' of 1/2" Copper Pipe (Easy Access)	\$ -	\$ -	\$ -	\$ -
21A22 0050	Replace Each Additional 5' of 1/2" Copper Pipe (Easy Access)	\$ -	\$ -	\$ -	\$ -
21A23 0100	Replace First 5' of 1/2" Copper Pipe (Difficult Access)	\$ -	\$ -	\$ -	\$ -
21A24 0075	Replace Each Additional 5' of 1/2" Copper Pipe (Difficult Access)	\$ -	\$ -	\$ -	\$ -
21A25 0075	Replace First 5' of 3/4" Copper Pipe (Easy Access)	\$ -	\$ -	\$ -	\$ -
21A26 0050	Replace Each Additional 5' of 3/4" Copper Pipe (Easy Access)	\$ -	\$ -	\$ -	\$ -
21A27 0050	Replace 5' of 3/4" Copper Pipe (Difficult Access)	\$ -	\$ -	\$ -	\$ -
21A28 0075	Replace Each Additional 5' of 3/4" Copper Pipe (Difficult Access)	\$ -	\$ -	\$ -	\$ -
21A29 0100	Replace First 5' of 1" Copper Pipe (Easy Access)	\$ -	\$ -	\$ -	\$ -
21A30 0075	Replace Each Additional 5' of 1" Copper Pipe (Easy Access)	\$ -	\$ -	\$ -	\$ -
21A31 0125	Replace First 5' of 1" Copper Pipe (Difficult Access)	\$ -	\$ -	\$ -	\$ -
21A32 0125	Replace Each Additional 5' of 1" Copper Pipe (Difficult Access)	\$ -	\$ -	\$ -	\$ -
21A33 0100	Replace First 5' of 1 - 1/2" Copper Pipe (Easy Access)	\$ -	\$ -	\$ -	\$ -
21A34 0100	Replace Each Additional 5' of 1 - 1/2" Copper Pipe (Easy Access)	\$ -	\$ -	\$ -	\$ -
21A35 0125	Replace First 5' of 1 - 1/2" Copper Pipe (Difficult Access)	\$ -	\$ -	\$ -	\$ -
21A36 0125	Replace Each Additional 5' of 1 - 1/2" Copper Pipe (Difficult Access)	\$ -	\$ -	\$ -	\$ -
21A37 0050	Repair Simple and Accessible Water Supply Compression or Related Fitting	\$ -	\$ -	\$ -	\$ -
21A38 0025	Repair Simple and Accessible Water Supply Compression or Related Fitting (add	\$ -	\$ -	\$ -	\$ -
21A39 0100	Replace Simple and Accessible Water Supply Compression or Related Fitting	\$ -	\$ -	\$ -	\$ -
21A40 0025	Simple Accessible Water Supply Compression or Related Fitting (Secondary)	\$ -	\$ -	\$ -	\$ -

Pricing Intentionally Removed

Always mention how to receive a 15% discount off today's repairs

Copyright  
Building Services Institute, Inc.  
Next Update Due 6 months from  
11/4/2015

# Piping Repair - Water

# 21B

Code	Repair Description	Retail	Retail OT	MA Savings Retail	MA Saving Retail OT
21B41 0100	Repair Simple But Non Accessible Water Supply Compression or Related Fitting	\$ -	\$ -	\$ -	\$ -
21B42 0150	Replace Simple But Non Accessible Water Supply Compression or Related Fitting	\$ -	\$ -	\$ -	\$ -
21B43 0050	Replace Simple Non Accessible Water Supply Compression or Related Fitting (add)	\$ -	\$ -	\$ -	\$ -
21B44 0050	Replace First 5' of 1/2" or 3/4" Sch. 40 PVC Pipe (Easy Access)	\$ -	\$ -	\$ -	\$ -
21B45 0050	Replace Each Additional 5' of 1/2" or 3/4" Sch. 40 PVC Pipe (Easy Access)	\$ -	\$ -	\$ -	\$ -
21B46 0100	Replace First 5' of 1/2" or 3/4" PVC Pipe (Significant Difficulty)	\$ -	\$ -	\$ -	\$ -
21B47 0075	Replace Each Additional 5' of 1/2" or 3/4" PVC Pipe (Significant Difficulty)	\$ -	\$ -	\$ -	\$ -
21B48 0050	Replace First 5' of 1/2" or 3/4" Sch. 40 PVC Pipe (Easy Access)	\$ -	\$ -	\$ -	\$ -
21B49 0050	Replace Each Additional 5' of 1/2" or 3/4" Sch. 40 PVC Pipe (Easy Access)	\$ -	\$ -	\$ -	\$ -
21B50 0100	Replace First 5' of 1/2" or 3/4" PVC Pipe (Significant Difficulty)	\$ -	\$ -	\$ -	\$ -
21B51 0075	Replace Each Additional 5' of 1/2" or 3/4" PVC Pipe (Significant Difficulty)	\$ -	\$ -	\$ -	\$ -
21B52 0075	Replace First 5' of 1" or 1 1/2" Sch. 40 PVC Pipe (Easy Access)	\$ -	\$ -	\$ -	\$ -
21B53 0050	Replace Each Additional 5' of 1" or 1 1/2" Sch. 40 PVC Pipe (Easy Access)	\$ -	\$ -	\$ -	\$ -
21B54 0125	Replace Each First 5' of 1" or 1 1/2" PVC Pipe (Significant Difficulty)	\$ -	\$ -	\$ -	\$ -
21B55 0100	Replace Each Additional 5' of 1" or 1 1/2" PVC Pipe (Significant Difficulty)	\$ -	\$ -	\$ -	\$ -
21B56 0100	Replace 1/2" Brass Emergency Shut-off Valve (Easy Access)	\$ -	\$ -	\$ -	\$ -
21B57 0150	Replace 1/2" Brass Emergency Water Shut-off Valve (Significant Difficulty)	\$ -	\$ -	\$ -	\$ -
21B58 0025	Replace 1/2" Brass Emergency Shut-off Valve (Secondary)	\$ -	\$ -	\$ -	\$ -
21B59 0100	Replace 3/4" Brass Emergency Water Shut-off Valve (Easy Access)	\$ -	\$ -	\$ -	\$ -
21B60 0150	Replace 3/4" Brass Emergency Water Shut-off Valve (Significant Difficulty)	\$ -	\$ -	\$ -	\$ -
21B61 0025	Replace 3/4" Brass Emergency Water Shut-off Valve (Secondary)	\$ -	\$ -	\$ -	\$ -
21B62 0125	Replace 1" Brass Emergency Shut-off Valve (Easy Access)	\$ -	\$ -	\$ -	\$ -
21B63 0200	Replace 1" Brass Emergency Shut-off Valve (Significant Difficulty)	\$ -	\$ -	\$ -	\$ -
21B64 0025	Replace 1" Brass Emergency Shut-off Valve (Secondary)	\$ -	\$ -	\$ -	\$ -
21B65 0100	Replace 1 1/4" Brass Emergency Shut-off Valve (Easy Access)	\$ -	\$ -	\$ -	\$ -
21B66 0050	Replace Saddle Valve - 3/8" to 1 3/8" (Primary)	\$ -	\$ -	\$ -	\$ -
21B67 0100	Replace Saddle Valve - 3/8" to 1 3/8" (Difficult Access)	\$ -	\$ -	\$ -	\$ -
21B68 0050	Replace Saddle Valve - 3/8" to 1 3/8" (Secondary)	\$ -	\$ -	\$ -	\$ -
21B69 0125	Replace 1/2" PVC Emergency Shut-off Valve (Easy Access)	\$ -	\$ -	\$ -	\$ -
21B70 0200	Replace 1/2" PVC Emergency Shut-off Valve (Significant Difficulty)	\$ -	\$ -	\$ -	\$ -
21B71 0050	Replace 1/2" PVC Emergency Shut-off Valve With Closely Related Repair	\$ -	\$ -	\$ -	\$ -
21B72 0100	Replace 3/4" PVC Emergency Shut-off Valve (Easy Access)	\$ -	\$ -	\$ -	\$ -
21B73 0150	Replace 3/4" PVC Emergency Shut-off Valve (Significant Difficulty)	\$ -	\$ -	\$ -	\$ -
21B74 0050	Replace 3/4" PVC Emergency Shut-off Valve with Closely Related Repair	\$ -	\$ -	\$ -	\$ -
21B75 0125	Replace 1" PVC Emergency Shut-off Valve (Easy Access)	\$ -	\$ -	\$ -	\$ -
21B76 0200	Replace 1" or PVC Emergency Shut-off Valve (Significant Difficulty)	\$ -	\$ -	\$ -	\$ -
21B77 0050	Replace 1" or PVC Emergency Shut-off Valve with Closely Related Repair	\$ -	\$ -	\$ -	\$ -
21B78 0050	Replace 1/2" Shutoff Valve (Angle Stop). Compression or Inlet.	\$ -	\$ -	\$ -	\$ -
21B79 0025	Replace 1/2" Shutoff Valve (Angle Stop). Compression or Inlet. Each Additional	\$ -	\$ -	\$ -	\$ -
21B80 0100	Replace 1/2" Shutoff Valve (Angle Stop). Sweat Type.	\$ -	\$ -	\$ -	\$ -
21C81 0050	Replace 1/2" Shutoff Valve (Angle Stop). Sweat Type. Each Additional	\$ -	\$ -	\$ -	\$ -

Pricing Intentionally Removed

Always mention how to receive a 15% discount off today's repairs

# Piping Repair - Water

# 21C

Code	Repair Description	Retail	Retail OT	MA Savings Retail	MA Saving Retail OT
21C82 0100	Replace 1/2" or 3/4" Double Check Valve (Easy Access)	\$ -	\$ -	\$ -	\$ -
21C83 0175	Replace 1/2" or 3/4" Double Check Valve (Significant Difficulty)	\$ -	\$ -	\$ -	\$ -
21C84 0150	Replace 1" Double Check Valve (Easy Access)	\$ -	\$ -	\$ -	\$ -
21C85 0100	Replace 1/2" or 3/4" Reduced Pressure Double Check Valve (Easy Access)	\$ -	\$ -	\$ -	\$ -
21C86 0200	Replace 1" Double Check Valve (Significant Difficulty)	\$ -	\$ -	\$ -	\$ -
21C87 0200	Replace 1/2" or 3/4" Reduced Pressure Dbl. Check. Valve (Significant Difficulty)	\$ -	\$ -	\$ -	\$ -
21C88 0150	Replace 1" Reduce Pressure Double Check Valve (Easy Access)	\$ -	\$ -	\$ -	\$ -
21C89 0200	Replace 1" Reduced Pressure Dbl. Check Valve (Significant Difficulty)	\$ -	\$ -	\$ -	\$ -
21C901 0100	Replace 3/4" or 1" Pressure Reducing Wave	\$ -	\$ -	\$ -	\$ -
21C902 0100	Install 6" Anti-Freeze Faucet	\$ -	\$ -	\$ -	\$ -
21C903 0100	Install 8" Anti-Freeze Faucet	\$ -	\$ -	\$ -	\$ -
21C904 0100	Install 10" Anti-Freeze Faucets.	\$ -	\$ -	\$ -	\$ -
21C905 0100	Install 12" Anti-Freeze Faucets	\$ -	\$ -	\$ -	\$ -
21C906 0100	Install 14" Anti-Freeze Faucets	\$ -	\$ -	\$ -	\$ -
21C907 0100	Brass Sillcock Replacement- Up to 3/4" Mipt. Test NEW Unit For Leaks	\$ -	\$ -	\$ -	\$ -
21C908 0025	Repair Vacuum Breaker for Frost Spool	\$ -	\$ -	\$ -	\$ -
21C909 0025	Install or Replace Vacuum Breaker for Frost Proof Hydrants	\$ -	\$ -	\$ -	\$ -
21C910 0150	Install Water Hammer Arrester	\$ -	\$ -	\$ -	\$ -
21C911 0100	Install Pipe Hanger	\$ -	\$ -	\$ -	\$ -
21C912 0100	Excavation for Locating Leak Per Linear Foot	\$ -	\$ -	\$ -	\$ -
21C913 0050	Thaw Frozen Pipes - Hot Water or Hand Gun - MINOR	\$ -	\$ -	\$ -	\$ -
21C914 0100	Thaw Frozen Pipes with Hot Water, Hand Gun or Machine PER HOUR	\$ -	\$ -	\$ -	\$ -
21C915 0100	Freeze 3/4" to 1" Pipe with Machine	\$ -	\$ -	\$ -	\$ -
21C916 0150	Freeze 1 1/4" to 2" Pipe with Machine	\$ -	\$ -	\$ -	\$ -
21C917 0350	Rough Plumbing Per Fixture Existing Piping WITHIN 15' OPEN ACCESS	\$ -	\$ -	\$ -	\$ -
21C918 0150	Rough Plumbing Tie In Charge OPEN ACCESS	\$ -	\$ -	\$ -	\$ -
21C919 0067	Rebuild Complete 2" to 3" Valve Diverter	\$ -	\$ -	\$ -	\$ -
21C920 0067	Rebuild Complete 2" to 3" Valve Diverter Ceramic Stems	\$ -	\$ -	\$ -	\$ -
21C921 0067	Rebuild Complete 2" to 3" Valve Diverter Ceramic Stems	\$ -	\$ -	\$ -	\$ -
21C922 0067	Replace or Install Valve or Faucet or Drain - Customer Provided	\$ -	\$ -	\$ -	\$ -
21C923 0050	Replace or Install Replace Copper or Chrome Shutoff with Bleeder Valve	\$ -	\$ -	\$ -	\$ -
21C924 0067	Replace or Install 6" to 12" Frost-Free Sillcock Copper or Chrome Valve	\$ -	\$ -	\$ -	\$ -
21C925 0067	Replace or Install 6" to 12" Frost-Free Sillcock Copper or Chrome Valve w/Bleeder	\$ -	\$ -	\$ -	\$ -
21C926 0067	Replace Outside Spigot With 1/2" Quarter Turn Boiler Drain	\$ -	\$ -	\$ -	\$ -
21C927 0067	Replace Existing up to 3" Yard Hydrant NO DIGGING	\$ -	\$ -	\$ -	\$ -
21C928 0250	Replace Existing up to 3" Yard Hydrant WITH DIGGING	\$ -	\$ -	\$ -	\$ -
21C929 0050	Rebuild Frost Free Sillcock	\$ -	\$ -	\$ -	\$ -
21C930 0075	Replace or Install 1" Pressure Vacuum Breaker W/Quarter-Turn Shut-offs	\$ -	\$ -	\$ -	\$ -
21C931 0075	Replace or Install 1/2" Swing Check Valve Before Boiler Backflow & Feed Valve	\$ -	\$ -	\$ -	\$ -
21C932 0100	Rebuild of Existing Frost Proof Yard Hydrant	\$ -	\$ -	\$ -	\$ -
21C933 0100	Replace or Install 1" Reducer Double Check Valve Lead Free	\$ -	\$ -	\$ -	\$ -

Pricing  
Intentionally  
Removed

Always mention how to receive a 15% discount off today's repairs

# 21C

# Piping Repair - Gas

# 22

Code	Repair Description	Retail	Retail OT	MA Savings Retail	MA Saving Retail OT
2201 0050	Sediment Trap and or Drip Leg at Appliance	\$ -	\$ -	\$ -	\$ -
2202 0025	Sediment Trap and or Drip Leg at Appliance (with other related task)	\$ -	\$ -	\$ -	\$ -
2203 0075	Replace up to Two 1/2" Gas Pipe Fittings. Repair Gas Leak if Necessary	\$ -	\$ -	\$ -	\$ -
2204 0075	Replace up to Two 3/4" Gas Pipe Fittings. Repair Gas Leak if Necessary	\$ -	\$ -	\$ -	\$ -
2205 0100	Replace up to Four 1/2" Gas Pipe Fittings. Repair Gas Leak	\$ -	\$ -	\$ -	\$ -
2206 0100	Replace up to Four 3/4" Gas Pipe Fittings. Repair Gas Leak	\$ -	\$ -	\$ -	\$ -
2207 0025	Setup To Replace The First Gas Pipe Nipple or Fitting	\$ -	\$ -	\$ -	\$ -
2208 0025	Replace Each Add. 6" Or Less 1/2" Gas Pipe Nipple. Repair Gas Leak if Necessary	\$ -	\$ -	\$ -	\$ -
2209 0025	Replace Ea. Add. 12" Or Less 1/2" Gas Pipe Nipple. Repair Gas Leak if Necessary	\$ -	\$ -	\$ -	\$ -
2210 0025	Replace Ea. Add. 24" Or Less 1/2" Gas Pipe Nipple. Repair Gas Leak if Necessary	\$ -	\$ -	\$ -	\$ -
2211 0025	Replace Ea. Add. 36" Or Less 1/2" Gas Pipe Nipple. Repair Gas Leak if Necessary	\$ -	\$ -	\$ -	\$ -
2212 0025	Replace Ea. Add. 48" Or Less 1/2" Gas Pipe Nipple. Repair Gas Leak if Necessary	\$ -	\$ -	\$ -	\$ -
2213 0025	Replace Ea. Add. 60" Or Less 1/2" Gas Pipe Nipple. Repair Gas Leak if Necessary	\$ -	\$ -	\$ -	\$ -
2214 0025	Replace Ea. Add. 72" Or Less 1/2" Gas Pipe Nipple. Repair Gas Leak if Necessary	\$ -	\$ -	\$ -	\$ -
2215 0025	Replace Each Add. 6" Or Less 3/4" Gas Pipe Nipple. Repair Gas Leak if Necessary	\$ -	\$ -	\$ -	\$ -
2216 0025	Replace Ea. Add. 12" Or Less 3/4" Gas Pipe Nipple. Repair Gas Leak if Necessary	\$ -	\$ -	\$ -	\$ -
2217 0025	Replace Ea. Add. 24" Or Less 3/4" Gas Pipe Nipple. Repair Gas Leak if Necessary	\$ -	\$ -	\$ -	\$ -
2218 0025	Replace Ea. Add. 36" Or Less 3/4" Gas Pipe Nipple. Repair Gas Leak if Necessary	\$ -	\$ -	\$ -	\$ -
2219 0025	Replace Ea. Add. 48" Or Less 3/4" Gas Pipe Nipple. Repair Gas Leak if Necessary	\$ -	\$ -	\$ -	\$ -
2220 0025	Replace Ea. Add. 60" Or Less 3/4" Gas Pipe Nipple. Repair Gas Leak if Necessary	\$ -	\$ -	\$ -	\$ -
2221 0025	Replace Ea. Add. 72" Or Less 3/4" Gas Pipe Nipple. Repair Gas Leak If Necessary	\$ -	\$ -	\$ -	\$ -
2222 0050	Replace Or Add Flexible Gas Connector (18" x 1/2")	\$ -	\$ -	\$ -	\$ -
2223 0050	Replace Or Add Flexible Gas Connector (24" x 1/2")	\$ -	\$ -	\$ -	\$ -
2224 0050	Replace Or Add Flexible Gas Connector (up to 36" x 1/2")	\$ -	\$ -	\$ -	\$ -
2225 0025	Minor Repair on Leaking Gas Pipe And/Or Fitting(S). No Replacement	\$ -	\$ -	\$ -	\$ -
2226 0050	Repair Leaking Gas Pipe And/Or Fitting(S). No Replacement	\$ -	\$ -	\$ -	\$ -
2227 0050	Gas Safety Shut Off Valve at Appliance	\$ -	\$ -	\$ -	\$ -
2228 0025	Gas Safety Shut Off Valve at Appliance (with other related task)	\$ -	\$ -	\$ -	\$ -
2229 0075	Gas Safety Shut Off Vavle and Sediment Trap/Drip Leg at Appliance	\$ -	\$ -	\$ -	\$ -
2230 0067	Connect Gas Dryer to existing Gas line and Gas Valve	\$ -	\$ -	\$ -	\$ -
2231 0100	Disconnect Appliance & Reinstall Existing Appliance Same Visit	\$ -	\$ -	\$ -	\$ -
2232 0050	Re-Light Gas Dryer, Stove, Range, & Pilot	\$ -	\$ -	\$ -	\$ -
2233 0050	Check and Adjust Gas Pressure to Gas Appliance	\$ -	\$ -	\$ -	\$ -
2233 0050	Cap Off Up To 1 1/4" Gas Line	\$ -	\$ -	\$ -	\$ -
2235 0100	Replace up to (2) 1-1/4" or 1-1/2" Black Fittings	\$ -	\$ -	\$ -	\$ -
2236 0025	Add for Each Additional 1-1/4" or 1-1/2" Black Fitting	\$ -	\$ -	\$ -	\$ -
2237 0067	Install Up To 10' of 1/2", 3/4" Or 1" Black Pipe	\$ -	\$ -	\$ -	\$ -
2238 0025	Add for Each Additional 10' of 1/2", 3/4" Or 1" Black Pipe	\$ -	\$ -	\$ -	\$ -
2239 0075	Install Up To 10' of 1 1/4" or 1 1/2" Black Pipe	\$ -	\$ -	\$ -	\$ -
2240 0033	Add for Each Additional 10' of 1 1/4" or 1 1/2" Black Pipe	\$ -	\$ -	\$ -	\$ -
2241 0050	Cap Off Up To 1 1/2" Gas Line	\$ -	\$ -	\$ -	\$ -
2242 0067	Clean Burners on Gas Range Top	\$ -	\$ -	\$ -	\$ -
2243 0022	Install CSST 1/2" Per Foot	\$ -	\$ -	\$ -	\$ -

Pricing  
Intentionally  
Removed

Always mention how to receive a 15% discount off today's repairs

# 22

# Water Heater - Repair

# 23A

Code	Repair Description	Retail	Retail OT	MA Savings Retail	MA Saving Retail OT
23A01 0100	Replace Single Heating Element up to 4500 watts. NDD	\$ -	\$ -	\$ -	\$ -
23A02 0150	Replace Dual Heating Elements up to 4500 watts. NDD	\$ -	\$ -	\$ -	\$ -
23A03 0050	Replace Single Thermostat. NDD	\$ -	\$ -	\$ -	\$ -
23A04 0075	Replace Dual Thermostats (Upper and Lower). NDD	\$ -	\$ -	\$ -	\$ -
23A05 0050	Replace Pilot Safety Sensor	\$ -	\$ -	\$ -	\$ -
23A06 0025	Replace Pilot Safety Sensor. (Secondary or Related Task)	\$ -	\$ -	\$ -	\$ -
23A07 0075	Pull & Service Water Heater Burners	\$ -	\$ -	\$ -	\$ -
23A08 0050	Replace Water Heater Hot Surface Pilot Igniter.	\$ -	\$ -	\$ -	\$ -
23A09 0050	Replace Water Heater Hot Surface Pilot Igniter With Burner Repair	\$ -	\$ -	\$ -	\$ -
23A10 0100	Replace Gas Control Valve & Pilot Safety Sensor	\$ -	\$ -	\$ -	\$ -
23A11 0075	Replace Water Heater Anode Rod.	\$ -	\$ -	\$ -	\$ -
23A12 0100	Repair Basic Water Leak Above Water Heater. NDD	\$ -	\$ -	\$ -	\$ -
23A13 0025	Repair Basic Water Leak Above Water Heater. Each Additional Leak. NDD	\$ -	\$ -	\$ -	\$ -
23A14 0150	Repair Significant Water Leak Above Water Heater. NDD	\$ -	\$ -	\$ -	\$ -
23A15 0100	Repair Significant Water Leak Above Water Heater. Each Additional Leak. NDD	\$ -	\$ -	\$ -	\$ -
23A16 0100	Complete Drain Down of Residential Water System	\$ -	\$ -	\$ -	\$ -
23A17 0150	Complete Drain Down of Commerical Water System	\$ -	\$ -	\$ -	\$ -
23A18 0150	Complete Drain Down of Large Commercial Water System	\$ -	\$ -	\$ -	\$ -
23A19 0050	Minor Unlisted Water Heater Adjustment or Repair. Single Repair.	\$ -	\$ -	\$ -	\$ -
23A20 0025	Minor Unlisted Water Heater Adjustment or Repair. Additional Repair.	\$ -	\$ -	\$ -	\$ -
23A21 0075	Simple Unlisted Water Heater Adjustment or Repair. Single Repair.	\$ -	\$ -	\$ -	\$ -
23A22 0050	Simple Unlisted Water Heater Adjustment or Repair. Additional Repair.	\$ -	\$ -	\$ -	\$ -
23A23 0050	Adjust Water Pressure At Water Pressure Regulator	\$ -	\$ -	\$ -	\$ -
23A24 0025	Relight Pilot. Test Burner and Pilot Operation. Test Flue Draft and Gas Pressure	\$ -	\$ -	\$ -	\$ -
23A25 0075	Replace Pilot Assembly. Inspect Flue Assembly, Burner and Pilot Safety Sensor.	\$ -	\$ -	\$ -	\$ -
23A26 0025	Replace Pilot Assembly. Inspect Flue Assembly, Burner and Pilot Safety Sensor.	\$ -	\$ -	\$ -	\$ -
23A27 0075	Replace Pilot Assembly, Pilot Safety Sensor, Clean Burner and Test Gas Pressure	\$ -	\$ -	\$ -	\$ -
23A28 0075	Replace Two Water Heater SPST Thermostats. NDD	\$ -	\$ -	\$ -	\$ -
23A29 0075	Replace Main Burner Control and Pilot Safety Sensor. (to 40 Gal. Natural Gas)	\$ -	\$ -	\$ -	\$ -
23A30 0100	Replace Main Burner Control and Pilot Safety Sensor. (50-80 Gal, Natural Gas)	\$ -	\$ -	\$ -	\$ -
23A31 0075	Replace Main Burner Control and Pilot Safety Sensor (to 40 Gal., LP Gas)	\$ -	\$ -	\$ -	\$ -
23A32 0100	Replace Main Burner Control and Pilot Safety Sensor. (50 to 80 Gal., LP Gas)	\$ -	\$ -	\$ -	\$ -
23A33 0050	Basic Flue Pipe Repair. Includes Complete Flue Pipe Inspection Test.	\$ -	\$ -	\$ -	\$ -
23A34 0100	Flue Pipe Repair. Includes Complete Flue Pipe Inspection Test.	\$ -	\$ -	\$ -	\$ -
23A35 0075	Flush and Refill Water Heater. Replace Water Drain Valve. Test Operation.	\$ -	\$ -	\$ -	\$ -
23A36 0100	Replace Water Heater Drain Down Valve (Hose Bibb). Test For Leaks.	\$ -	\$ -	\$ -	\$ -
23A37 0075	Replace Residential Water Heater Temperature and Pressure Safety Valve (T&P)	\$ -	\$ -	\$ -	\$ -
23A38 0100	Replace Commerical Water Heater Temperature and Pressure Safety Valve (T&P)	\$ -	\$ -	\$ -	\$ -
23A39 0050	Replace 3/4" Temperature and Pressure Valve Drain Line - First 48"	\$ -	\$ -	\$ -	\$ -
23A40 0025	Replace 3/4" Temperature and Pressure Valve Drain Line - Each Additional 12"	\$ -	\$ -	\$ -	\$ -
23A41 0075	Replace Emergency Water Shutoff Valve. NDD	\$ -	\$ -	\$ -	\$ -

Pricing Intentionally Removed

Always mention how to receive a 15% discount off today's repairs



# Water Heater - Repair

# 23B

Code	Repair Description	Retail	Retail OT	MA Savings Retail	MA Saving Retail OT
23B42 0075	Replace Water Shut off Valve. (First Valve, 1"). NDD	\$ -	\$ -	\$ -	\$ -
23B43 0100	Replace Expansion Tank Boiler	\$ -	\$ -	\$ -	\$ -
23B44 0050	Adjust Gas Pressure to Main Burner & Pilot Assembly. Test Ignition	\$ -	\$ -	\$ -	\$ -
23B45 0050	Replace up to 4" Single Wall Water Heater Flue Pipe - First Fitting	\$ -	\$ -	\$ -	\$ -
23B46 0025	Replace up to 4" Single Wall Water Heater Flue Pipe - Each Additional Fitting	\$ -	\$ -	\$ -	\$ -
23B47 0100	Replace up to 4" Single Wall Flue Pipe Assembly Up to 48" In Length	\$ -	\$ -	\$ -	\$ -
23B48 0150	Replace up to 4" Single Wall Flue Pipe Assembly Up to 96" In Length	\$ -	\$ -	\$ -	\$ -
23B49 0100	Replace Expansion Tank Hot Water Heater	\$ -	\$ -	\$ -	\$ -
23B50 0050	Replace or Install Floodstop Automatic Water Shut Off Valve 3/4"	\$ -	\$ -	\$ -	\$ -
23B51 0075	Rebuild of Electric Water Heater	\$ -	\$ -	\$ -	\$ -
23B52 0150	Disconnect & Drain Water Heater To Replace Anode Rod	\$ -	\$ -	\$ -	\$ -
23B53 0067	Replace Single Screw In Heating Element 4500 Watt	\$ -	\$ -	\$ -	\$ -
23B54 0075	Replace Both Screw In Heating Element 4500 Watt	\$ -	\$ -	\$ -	\$ -
23B55 0075	Replace One Screw In Element 4500 Watt & One Lower Thermostat	\$ -	\$ -	\$ -	\$ -
23B56 0050	Replace One Lower Water Heater Thermostat	\$ -	\$ -	\$ -	\$ -
23B57 0067	Replace One Upper and One Lower Water Heater Thermostat	\$ -	\$ -	\$ -	\$ -
23B58 0050	Replace Electric Tankless Water Heater Element - 20kW 277V - Eemax	\$ -	\$ -	\$ -	\$ -
23B59 0150	Replace Tankless Water Heater Coil - OEM - Labor Only	\$ -	\$ -	\$ -	\$ -
23B60 0050	Tankless Water Heater Coil - Minor Repair - Tighting Bolts - Leak Test	\$ -	\$ -	\$ -	\$ -
23B61 0067	Clean Tankless Water Heater Using Existing Valves	\$ -	\$ -	\$ -	\$ -
23B62 0150	Clean Tankless Water Heater Using 2 NEWly Installed Valves	\$ -	\$ -	\$ -	\$ -
23B63 0050	Replace Tankless Water Heater Relief Valve	\$ -	\$ -	\$ -	\$ -
23B64 0050	Replace Water Heater Flow Control Valve	\$ -	\$ -	\$ -	\$ -
23B65 0050	Replace Water Heater Tempering Valve Cartridge	\$ -	\$ -	\$ -	\$ -
23B66 0067	Replace Water Heater Tempering Valve	\$ -	\$ -	\$ -	\$ -
23B67 0150	Install Water Heater Tempering Valve NON EXISTING	\$ -	\$ -	\$ -	\$ -
23B68 0150	Replace or Install Water Heater Thermostatic Mixing Valve	\$ -	\$ -	\$ -	\$ -
23B69 0050	Replace Anode Rod Standard	\$ -	\$ -	\$ -	\$ -
23B70 0067	Replace Water Heater Pilot Safety Sensor	\$ -	\$ -	\$ -	\$ -
23B71 0067	Replace Water Heater Anode Rod with Bleach Treatment Or Peroxide	\$ -	\$ -	\$ -	\$ -
23B72 0067	Remove Water Heater Anode Rod Completely & Cap Off	\$ -	\$ -	\$ -	\$ -
23B73 0075	Replace Hot Water Recirculating Pump On Return	\$ -	\$ -	\$ -	\$ -
23B74 0025	Disconnect Electrical Switch For Water Heater	\$ -	\$ -	\$ -	\$ -
23B75 0150	Instant Hot Water Dispenser 40 Cups Hour - Low Profile	\$ -	\$ -	\$ -	\$ -
23B76 0150	Instant Hot Water Dispenser 60 Cups Hour - Low Profile	\$ -	\$ -	\$ -	\$ -
23B77 0150	Instant Hot Water Dispenser 60 Cups Hour - Goose Neck	\$ -	\$ -	\$ -	\$ -
23B78 0150	Instant Hot Water Dispenser - Customer Provided	\$ -	\$ -	\$ -	\$ -
23B79 0025	Install Battery Operated Water Alarm	\$ -	\$ -	\$ -	\$ -
23B80 0025	Permit Fee Gas Water Heater	\$ -	\$ -	\$ -	\$ -

Pricing  
Intentionally  
Removed

OEM = labor only. Use Misc. Unclassified to price part to be added to OEM labor only price.

Always mention how to receive a 15% discount off today's repairs

# 23B

# Water Heater Replacement Installation

# 24A

Code	Repair Description	Retail	Retail OT	MA Savings Retail	MA Saving Retail OT
24A01 0350	30 Gallon Natural Gas Water Heater	\$ -	\$ -	\$ -	\$ -
24A02 0350	30 Gallon Propane Gas Water Heater	\$ -	\$ -	\$ -	\$ -
24A03 0350	40 Gallon Electric Heater with 6 Year Warranty.	\$ -	\$ -	\$ -	\$ -
24A04 0350	40 Gallon Natural Gas 40,000 BTU 6 year Heater	\$ -	\$ -	\$ -	\$ -
24A05 0350	40 Gallon Propane Gas 40,000 BTU 6 year Heater	\$ -	\$ -	\$ -	\$ -
24A06 0350	50 Gallon Electric Heater with 6 Year Warranty.	\$ -	\$ -	\$ -	\$ -
24A07 0350	50 Gallon Natural Gas 40,000 BTU 6 year Heater	\$ -	\$ -	\$ -	\$ -
24A08 0350	50 Gallon Propane Gas 40,000 BTU 6 year Heater	\$ -	\$ -	\$ -	\$ -
24A09 0350	75 Gallon Natural Gas 75,000 BTU 6 year Heater	\$ -	\$ -	\$ -	\$ -
24A10 0350	75 Gallon Propane Gas 75,000 BTU 6 year Heater	\$ -	\$ -	\$ -	\$ -
24A11 0350	40 Gallon power vented Gas Heater with 6 Year Warranty	\$ -	\$ -	\$ -	\$ -
24A12 0350	50 Gallon power vented Gas Heater with 6 Year Warranty	\$ -	\$ -	\$ -	\$ -
24A13 0350	75 Gallon power vented Gas Heater with 6 Year Warranty.	\$ -	\$ -	\$ -	\$ -
24A14 0350	40 Gallon power vented propane Heater w/6 Year Warranty	\$ -	\$ -	\$ -	\$ -
24A15 0350	50 Gallon power vented propane Heater w/6 Year Warranty	\$ -	\$ -	\$ -	\$ -
24A16 0350	75 Gallon power vented propane Heater w/6 Year Warranty	\$ -	\$ -	\$ -	\$ -
24A17 0350	Replace No Flame to Flame Vapor Water Heater Under Warranty	\$ -	\$ -	\$ -	\$ -
24A18 0350	Replace 30-40-50 Gallon Gas/Propane Power Vent Heater Under Warranty	\$ -	\$ -	\$ -	\$ -
24A19 0350	Replace 75 Gallon Gas/Propane Power Vent Heater Under Warranty	\$ -	\$ -	\$ -	\$ -
24A20 0350	50 Gallon Heat Pump Water Heater	\$ -	\$ -	\$ -	\$ -
24A21 0025	Install Water Heater Stand with Installation	\$ -	\$ -	\$ -	\$ -
24A22 0800	Tankless Hot Water Heater - Condensing High Efficiency	\$ -	\$ -	\$ -	\$ -
24A23 0350	30 Gallon Oil-Fired Water Heater With Burner	\$ -	\$ -	\$ -	\$ -
24A24 0350	30 Gallon Oil-Fired Water Heater With Out Burner	\$ -	\$ -	\$ -	\$ -
24A25 0350	50 Gallon Oil-Fired Water Heater With Burner	\$ -	\$ -	\$ -	\$ -
24A26 0350	50 Gallon Oil-Fired Water Heater With Out Burner	\$ -	\$ -	\$ -	\$ -
24A27 0350	30-80 Gallon Electric Heater - Customer Provided	\$ -	\$ -	\$ -	\$ -
24A28 0350	30-80 Gallon Gas Heater - Customer Provided	\$ -	\$ -	\$ -	\$ -
24A29 0300	Replace Indirect Under Warranty 40-50-60 Gallon	\$ -	\$ -	\$ -	\$ -
24A30 0300	Replace Indirect Under Warranty 80 Gallon	\$ -	\$ -	\$ -	\$ -
24A31 0300	Replace Indirect Under Warranty 80 Gallon	\$ -	\$ -	\$ -	\$ -
24A32 0300	Replace Electric Under Warranty 30-40-50 Gallon	\$ -	\$ -	\$ -	\$ -
24A33 0000	Hot Water Heater 30-50 Gallon Upgrade Warranty Up To Years 10	\$ -	\$ -	\$ -	\$ -
24A34 0000	Hot Water Heater 60+ Gallon Upgrade Warranty Up To Years 10	\$ -	\$ -	\$ -	\$ -
24A35 0050	Replace Extrol ST5 Expansion Tank	\$ -	\$ -	\$ -	\$ -
24A36 0150	Install a NEW on System Extrol ST5 Expansion Tank	\$ -	\$ -	\$ -	\$ -
24A37 0100	Replace Water Heater Anode Rod	\$ -	\$ -	\$ -	\$ -
24A38 0100	Replace Water Heater Dip Tube	\$ -	\$ -	\$ -	\$ -
24A39 0100	Replace Water Pressure Regulator	\$ -	\$ -	\$ -	\$ -
24A40 0200	Install Electric Water Heater Rebuild kit/upper/lower t-stats/elements	\$ -	\$ -	\$ -	\$ -

Pricing  
Intentionally  
Removed

Always mention how to receive a 15% discount off today's repairs

# Water Heater Replacement Installation

# 24A



# Well Pumps Accessories

# 25A

Code	Repair Description	Retail	Retail OT	MA Savings Retail	MA Saving Retail OT
25A01 0150	Replace 1/2 HP Well Jet Pump and Ball Valve	\$ -	\$ -	\$ -	\$ -
25A02 0150	Replace 3/4 HP Well Jet Pump and Ball Valve	\$ -	\$ -	\$ -	\$ -
25A03 0150	Replace 1 HP Well Jet Pump and Ball Valve	\$ -	\$ -	\$ -	\$ -
25A04 0200	Replace 1 HP Well Jet Pump, Ejector Assembly, and Foot Valve	\$ -	\$ -	\$ -	\$ -
25A05 0200	Replace 1/2 HP Well Jet Pump, Ejector Assembly, and Foot Valve	\$ -	\$ -	\$ -	\$ -
25A06 0200	Replace 3/4 HP Well Jet Pump, Ejector Assembly, and Foot Valve	\$ -	\$ -	\$ -	\$ -
25A07 0200	Replace 1 HP Well Jet Pump, Ejector Assembly, and Foot Valve	\$ -	\$ -	\$ -	\$ -
25A08 0150	Replace Well Tank 22 Gallon for Jet Pump	\$ -	\$ -	\$ -	\$ -
25A09 0150	Replace Well Tank 35 Gallon for Jet Pump	\$ -	\$ -	\$ -	\$ -
25A10 0150	Replace Well Tank 38 Gallon for Jet Pump	\$ -	\$ -	\$ -	\$ -
25A11 0150	Replace Well Tank 22 Gallon Submersible	\$ -	\$ -	\$ -	\$ -
25A12 0150	Replace Well Tank 35 Gallon Submersible	\$ -	\$ -	\$ -	\$ -
25A13 0150	Replace Well Tank 34 Gallon Submersible	\$ -	\$ -	\$ -	\$ -
25A14 0150	Replace Well Tank 50 Gallon Submersible	\$ -	\$ -	\$ -	\$ -
25A15 0200	Replace Well Tank 65 Gallon Submersible	\$ -	\$ -	\$ -	\$ -
25A16 0200	Replace Well Tank 80 Gallon Submersible	\$ -	\$ -	\$ -	\$ -
25A17 0200	Replace Well Tank 90 Gallon Submersible	\$ -	\$ -	\$ -	\$ -
25A18 0200	Replace Well Tank 119 Gallon Submersible	\$ -	\$ -	\$ -	\$ -
25A19 0150	Replace Well Tank Under Warranty	\$ -	\$ -	\$ -	\$ -
25A20 0150	Replace or Install 40 Gallon Bleedback Tank With Air Volume Control Valve	\$ -	\$ -	\$ -	\$ -
25A21 0075	Replace 1/2 HP Two Wire Well Pump Motor (pump under warranty)	\$ -	\$ -	\$ -	\$ -
25A22 0075	Replace 3/4 HP Two or Three Wire Well Pump Motor (pump under warranty)	\$ -	\$ -	\$ -	\$ -
25A23 0075	Replace 1 HP Two or Three Wire Well Pump Motor (pump under warranty)	\$ -	\$ -	\$ -	\$ -
25A24 0025	Replace Control Box up 1/2 HP to 1 HP Well Pump	\$ -	\$ -	\$ -	\$ -
25A25 0050	Replace 1" to 1 1/2" Foot Check Valve at Well Pump Tank	\$ -	\$ -	\$ -	\$ -
25A26 0150	Replace Control Check Valve at Tank and Replace all Mechanical Controls	\$ -	\$ -	\$ -	\$ -
25A27 0050	Replace Well Pump Low Water Cutoff Switch (switch only deep or shallow)	\$ -	\$ -	\$ -	\$ -
25A28 0050	Replace Well Pump Foot Valve - up to 1"	\$ -	\$ -	\$ -	\$ -
25A29 0050	Replace Well Pump Foot Valve - up to 2"	\$ -	\$ -	\$ -	\$ -
25A30 0050	Replace Well Motor Pig Tail or Similar Electrical Connecting Device (2-3 wire)	\$ -	\$ -	\$ -	\$ -
25A31 0050	Replace Well Tank Pressure Safety Switch and Pressure Gauge	\$ -	\$ -	\$ -	\$ -
25A32 0050	Replace Well Tank Pressure Safety Relief Switch (1/2" or 3/4")	\$ -	\$ -	\$ -	\$ -
25A33 0025	Replace Well Tank 100 PSI Pressure Gauge	\$ -	\$ -	\$ -	\$ -
25A34 0050	Replace Shallow Well Jet Pump Ejector - Cast Iron	\$ -	\$ -	\$ -	\$ -
25A35 0050	Replace Shallow Well Jet Pump Ejector - Stainless Steel	\$ -	\$ -	\$ -	\$ -
25A36 0050	Replace Deep Well Jet Pump Ejector - Cast Iron	\$ -	\$ -	\$ -	\$ -
25A37 0075	Replace Double Pipe Deep Well Jet Pump Ejector	\$ -	\$ -	\$ -	\$ -
25A38 0275	Pull Out Pump, Inspect/Diagnose and Reinstall (to 200 Feet)	\$ -	\$ -	\$ -	\$ -
25A39 0400	Pull Out Pump, Inspect/Diagnose and Reinstall (200 to 300 feet)	\$ -	\$ -	\$ -	\$ -
25A40 0500	Pull Out Pump, Inspect/Diagnose and Reinstall (300 to 350 feet)	\$ -	\$ -	\$ -	\$ -
25A41 0300	Pull Dual Jet Lines Replace Jet Body Assembly	\$ -	\$ -	\$ -	\$ -

Pricing  
Intentionally  
Removed

Always mention how to receive a 15% discount off today's repairs

# Well Pumps Accessories

# 25B

Code	Repair Description	Retail	Retail OT	MA Savings Retail	MA Saving Retail OT
25B42 0067	Prime Jet Pump Only	\$ -	\$ -	\$ -	\$ -
25B43 0067	Replace Poly Pipe Up to 10 FT	\$ -	\$ -	\$ -	\$ -
25B44 0200	Pull Single Jet Lines & Replace Foot Valve Only	\$ -	\$ -	\$ -	\$ -
25B45 0300	Pull Dual Jet Lines & Replace Foot Valve Only	\$ -	\$ -	\$ -	\$ -
25B46 0300	Pull Dual Jet Lines Replace 1" & 1 1/4" Poly Lines up to 100 FT	\$ -	\$ -	\$ -	\$ -
25B47 0200	Add Booster Pump for Existing City or Well Water	\$ -	\$ -	\$ -	\$ -
25B48 0150	Replace Existing Booster Pump Unit 115V or 230V 3/4 HP	\$ -	\$ -	\$ -	\$ -
25B49 0067	Clogged Pressure Switch On Jet Pump Clean Only	\$ -	\$ -	\$ -	\$ -
25B50 0067	Replace 6 x 1 1/4 x 1 Well Seal	\$ -	\$ -	\$ -	\$ -
25B51 0067	Replace 6 x 1 Well Seal	\$ -	\$ -	\$ -	\$ -
25B52 0067	Replace or Add 1" Check Valve In Front of Jet Pump	\$ -	\$ -	\$ -	\$ -
25B53 0100	Install DH6CC, 6121WS or 6121141WS Well Seal	\$ -	\$ -	\$ -	\$ -
25B54 0200	Replace 5,7,10 gpm 2 or 3 wire 1/2hp 230 v Submersible Well Pump	\$ -	\$ -	\$ -	\$ -
25B55 0200	Replace 5,7,10 gpm 2 or 3 wire 3/4 hp 230 v Submersible Well Pump	\$ -	\$ -	\$ -	\$ -
25B56 0300	Replace 5,7,10 gpm 2 or 3 wire 1 hp 230 v Submersible Well Pump	\$ -	\$ -	\$ -	\$ -
25B57 0300	Replace 5,7,10 gpm 2 or 3 wire 1-1/2 hp 230 v Submersible Well Pump	\$ -	\$ -	\$ -	\$ -
25B58 0200	Replace Submersible Well Pump - Customer Provided	\$ -	\$ -	\$ -	\$ -
25B59 0300	Replace Submersible Pump up to 300 Feet Under Warranty	\$ -	\$ -	\$ -	\$ -
25B60 0125	Pull A Pump Up To 300 Feet with Machine	\$ -	\$ -	\$ -	\$ -
25B61 0150	Pull A Pump Up To 300 Feet without Machine	\$ -	\$ -	\$ -	\$ -
25B62 0125	Pull a Pump Up To 300 Feet - with Semco Hoist	\$ -	\$ -	\$ -	\$ -
25B63 0300	Pull a Pump Up To 500 Feet - with Semco Hoist	\$ -	\$ -	\$ -	\$ -
25B64 0450	Pull a Pump Up To 1000 Feet - with Semco Hoist	\$ -	\$ -	\$ -	\$ -
25B65 0050	Minor Repair Of Broken Submersible Wire On Pump	\$ -	\$ -	\$ -	\$ -
25B66 0025	Add Emergency Drain Pan	\$ -	\$ -	\$ -	\$ -
25B67 0000	Well Pumps Upgrade Warranty Up To Years 5	\$ -	\$ -	\$ -	\$ -
25B68 0000	Well Tank Upgrade Warranty Up To Years 10	\$ -	\$ -	\$ -	\$ -
25B69 0050	Use of Well Locator To Locate Well	\$ -	\$ -	\$ -	\$ -
25B70 0067	Replace Dome Well Seal Light Duty	\$ -	\$ -	\$ -	\$ -
25B71 0200	Raise Well Casing to Code - No Excavating	\$ -	\$ -	\$ -	\$ -
25B72 0050	Replace J6 or S6 Blank Well Seal	\$ -	\$ -	\$ -	\$ -
25B73 0075	Chlorinate Well Exposed	\$ -	\$ -	\$ -	\$ -
25B74 0125	Chlorinate Well Not Exposed	\$ -	\$ -	\$ -	\$ -
25B75 0100	Measure Depth Of Water, Casing, & Well Depth	\$ -	\$ -	\$ -	\$ -
25B76 0050	Replace Existing Blank Well Seal	\$ -	\$ -	\$ -	\$ -
25B77 0100	Cut Down Existing 6" Casing Exposed	\$ -	\$ -	\$ -	\$ -
25B78 0150	Install Brass Pitless Adapter	\$ -	\$ -	\$ -	\$ -
25B79 0100	Replace Rotted Adapter On Pitless Adapter	\$ -	\$ -	\$ -	\$ -
25B80 0200	Replace Rotted Adapter On Pitless Adapter Not Exposed Digging With Machine	\$ -	\$ -	\$ -	\$ -
25B81 0100	Water Stop Cement on Well or Wire Line	\$ -	\$ -	\$ -	\$ -
25B82 0300	Convert Jet Pump To Submersible Up To FL 7 Well Tank No Digging No Raising Cas	\$ -	\$ -	\$ -	\$ -

Pricing  
Intentionally  
Removed

Always mention how to receive a 15% discount off today's repairs

# Well Pumps Accessories

# 25B

# Well Pumps Accessories

# 25C

Code	Repair Description	Retail	Retail OT	MA Savings Retail	MA Saving Retail OT
25C83 0400	Convert Jet Pump To Submersible Up To FL 7 Well Tank With Digging & Raise Casing	\$ -	\$ -	\$ -	\$ -
25C84 0075	Replace Existing Float Style Sump Pump 1/3 HP	\$ -	\$ -	\$ -	\$ -
25C85 0075	Replace Existing Float Style Sump Pump 1/2 HP	\$ -	\$ -	\$ -	\$ -
25C86 0067	Replace Existing Sump Pump Non Automatic 1/3 HP	\$ -	\$ -	\$ -	\$ -
25C87 0067	Replace Existing Sump Pump Non Automatic 1/2 HP	\$ -	\$ -	\$ -	\$ -
25C88 0067	Install Puddle Sucker Utility Pump Only	\$ -	\$ -	\$ -	\$ -
25C89 0100	Replace Sump Pump With Primary & Battery Backup Sump Pump System PS-C33	\$ -	\$ -	\$ -	\$ -
25C90 0100	Replace Sump Pump With Primary & Battery Backup Sump Pump System PS-C22	\$ -	\$ -	\$ -	\$ -
25C901 0100	Replace Sump Pump With Primary & Battery Backup Sump Pump System PS-C11	\$ -	\$ -	\$ -	\$ -
25C902 0200	Install Sump Jet Water Powerd Back Up Sump Pump	\$ -	\$ -	\$ -	\$ -
25C903 0100	Install Battery Backup Sump Pump & Marine Grade Battery	\$ -	\$ -	\$ -	\$ -
25C904 0067	PVC 1 1/2" Piping Off Of Sump Pump Up To 10 Feet	\$ -	\$ -	\$ -	\$ -
25C905 0067	Minor Repair of Sump Pump & Piping	\$ -	\$ -	\$ -	\$ -
25C906 0050	Replace Existing Alarm Box	\$ -	\$ -	\$ -	\$ -
25C907 0150	Add NEW Alarm Box with Wiring	\$ -	\$ -	\$ -	\$ -
25C908 0050	Replace Existing 1 1/4" Flexible Hose Only Up To 48'	\$ -	\$ -	\$ -	\$ -
25C909 0100	Pumping Out Basement With Gas or Electric Pump PER EACH 1 HOUR	\$ -	\$ -	\$ -	\$ -
25C910 0050	Replace Check Valve 1 1/2"	\$ -	\$ -	\$ -	\$ -
25C911 0050	Replace Check Valve 2"	\$ -	\$ -	\$ -	\$ -
25C912 0050	Replace Float assembly	\$ -	\$ -	\$ -	\$ -
25C913 0075	Restrap Float To Exiting Piping	\$ -	\$ -	\$ -	\$ -
25C914 0100	Restrap Float's & Add Float Bar Nonexisting	\$ -	\$ -	\$ -	\$ -
25C915 0050	Replacement of 1 1/2 or 2" Up To 3 Fittings	\$ -	\$ -	\$ -	\$ -
25C916 0050	Replace or Add 1 1/2 or 2" PVC Ball Valve	\$ -	\$ -	\$ -	\$ -
25C917 0050	Replace Level Guard Switch	\$ -	\$ -	\$ -	\$ -
25C918 0200	Well Inspection For Sale Of House	\$ -	\$ -	\$ -	\$ -
25C919 0100	Replace 3" or 4" PVC Clean Out in Vent Stack	\$ -	\$ -	\$ -	\$ -
25C920 0050	Replace Existing Double Pole Switch	\$ -	\$ -	\$ -	\$ -
25C921 0050	Replace Well Tank Relief Valve	\$ -	\$ -	\$ -	\$ -
25C922 0067	Replace Well Tank Check Valve	\$ -	\$ -	\$ -	\$ -
25C923 0050	Replace Well Tank Pressure Switch Only	\$ -	\$ -	\$ -	\$ -
25C924 0050	Replace Well Tank Pressure Gauge Only	\$ -	\$ -	\$ -	\$ -
25C925 0067	Replace Pressure Switch, Pressure Gauge and Nipple	\$ -	\$ -	\$ -	\$ -
25C926 0067	Replace Pressure Switch, Pressure Gauge, Nipple and Tank Drain	\$ -	\$ -	\$ -	\$ -
25C927 0075	Replace Pressure Switch, Pressure Gauge, Nipple, Relief Valve and Tank Drain	\$ -	\$ -	\$ -	\$ -
25C928 0100	Replace Tank Tee Package Complete On Exiting Well Tank	\$ -	\$ -	\$ -	\$ -
25C929 0050	Replace Granular, Sediment and Polish Filters RO Water Filtration Systems	\$ -	\$ -	\$ -	\$ -
25C930 0050	Replace Granular, Sediment, Polish Filters & Membrane RO Water Filtration Systems	\$ -	\$ -	\$ -	\$ -
25C931 0050	Replace Deep Well Air Volume Control On Well Tank	\$ -	\$ -	\$ -	\$ -
25C932 0050	Pressurize Well Tank & Check For Leaks	\$ -	\$ -	\$ -	\$ -
25C933 0100	Pressurize Existing Well Line & Check For Leaks	\$ -	\$ -	\$ -	\$ -

Pricing  
Intentionally  
Removed

Always mention how to receive a 15% discount off today's repairs

# Well Pumps Accessories

# 25C

# Sewer Well Pumps Accessories

# 26

Code	Repair Description	Retail	Retail OT	MA Savings Retail	MA Saving Retail OT
2601 0125	Replace 1 1/2" Automatic Sump Pump (1/4 to 1/3 HP)	\$ -	\$ -	\$ -	\$ -
2602 0400	Install (Not a Replacement) 1 1/2" Automatic Sump Pump (1/4 to 1/3 HP)	\$ -	\$ -	\$ -	\$ -
2603 0125	Replace 1 1/2" Automatic Sump Pump	\$ -	\$ -	\$ -	\$ -
2604 0125	Replace Sump Pump - Customer Provided	\$ -	\$ -	\$ -	\$ -
2605 0200	Install Battery Back-Up Sump Pump (Unit NOT Included)	\$ -	\$ -	\$ -	\$ -
2606 0225	Install Battery Back-Up Sump Pump (Unit Is Included)	\$ -	\$ -	\$ -	\$ -
2607 0400	Install (Not a Replacement) 1 1/2" Automatic Sump Pump	\$ -	\$ -	\$ -	\$ -
2608 0225	Install Replacement Battery Back-Up (on sump pump)	\$ -	\$ -	\$ -	\$ -
2609 0100	Replace Float Switch on Sump Pump	\$ -	\$ -	\$ -	\$ -
2610 0150	Install 2" Sewage Ejector Pump	\$ -	\$ -	\$ -	\$ -
2611 0125	Complete Sewage Pump Service; Remove, Clean, & Inspect System	\$ -	\$ -	\$ -	\$ -
2612 0150	Install Drain Pump	\$ -	\$ -	\$ -	\$ -
2613 0050	Replace and Test Mercury Float Switch	\$ -	\$ -	\$ -	\$ -
2614 0100	Repair Sump Pump Discharge Line and Test	\$ -	\$ -	\$ -	\$ -
2615 0100	Replace Sump Pump Water Check Valve (Up to 1 - 1/2")	\$ -	\$ -	\$ -	\$ -
2616 0100	Replace Sump Pump Water Check Valve (Up to 2")	\$ -	\$ -	\$ -	\$ -
2617 0050	Minor Non-Listed Sump Pump Repair or Adjustment (Level 1000)	\$ -	\$ -	\$ -	\$ -
2618 0075	Advanced Non-Listed Sump Pump Repair or Adjustment (Level 2000)	\$ -	\$ -	\$ -	\$ -
2619 0100	Significant Non Listed Sump Pump Repair or Adjustment (Level 3000)	\$ -	\$ -	\$ -	\$ -
2620 0300	Replacement of 1 1/2" Sewage Pump In Septic Tank	\$ -	\$ -	\$ -	\$ -
2621 0300	Replacement of 2" Sewage Pump In Septic Tank	\$ -	\$ -	\$ -	\$ -
2622 0200	Replacement of Sewage Ejector Pump Inside Basement Pit 2" Discharge	\$ -	\$ -	\$ -	\$ -
2623 0150	Replace Lid For Sewage Injector Tank	\$ -	\$ -	\$ -	\$ -
2624 0067	Replace Heavy Duty Dome Well Seal	\$ -	\$ -	\$ -	\$ -
2625 0067	Replace 1 1/2" or 2" PVC Clean Out in Vent Stack	\$ -	\$ -	\$ -	\$ -
2626 0100	Replace 3" or 4" PVC Clean Out in Vent Stack	\$ -	\$ -	\$ -	\$ -
2627 0050	Replace 1 1/2" to 4" No Hub Coupling	\$ -	\$ -	\$ -	\$ -
2628 0050	Replace of 1 1/2" to 2" PVC Fitting	\$ -	\$ -	\$ -	\$ -
2629 0067	Replace of 3" PVC Fitting	\$ -	\$ -	\$ -	\$ -
2630 0067	Replace of 4" PVC Fitting	\$ -	\$ -	\$ -	\$ -
2631 0100	Replace up to 20' of 1 1/2" PVC Pipe	\$ -	\$ -	\$ -	\$ -
2632 0067	Replace up to 10' of 2" PVC Pipe	\$ -	\$ -	\$ -	\$ -
2633 0100	Replace Up to 20' of 2" PVC Pipe	\$ -	\$ -	\$ -	\$ -
2634 0067	Replace up to 10' of 3" PVC Pipe	\$ -	\$ -	\$ -	\$ -
2635 0100	Replace Up to 20' of 3" PVC Pipe	\$ -	\$ -	\$ -	\$ -
2636 0067	Replace up to 10' of 4" PVC Pipe	\$ -	\$ -	\$ -	\$ -
2637 0100	Replace Up to 20' of 3" PVC Pipe	\$ -	\$ -	\$ -	\$ -
2638 0100	Replace Existing 1-1/2", 2", 3", Or 4" Roof Collar	\$ -	\$ -	\$ -	\$ -

Pricing  
Intentionally  
Removed

Always mention how to receive a 15% discount off today's repairs

# 26

## Sump and Sewage Pumps

Copyright  
Building Services Institute, Inc.  
Next Update Due 6 months from  
11/4/2015









# Misc.-Unclassified Repairs and Quoted Jobs

# 30

Code	Repair Description	Retail	Retail OT	MA Savings Retail	MA Saving Retail OT
3001 0025	Miscellaneous unclassified labor	\$ -	\$ -	\$ -	\$ -
3002 0050	Miscellaneous unclassified labor	\$ -	\$ -	\$ -	\$ -
3003 0100	Miscellaneous unclassified labor	\$ -	\$ -	\$ -	\$ -
3004 0200	Miscellaneous unclassified labor	\$ -	\$ -	\$ -	\$ -
3005 0300	Miscellaneous unclassified labor	\$ -	\$ -	\$ -	\$ -
3006 0400	Miscellaneous unclassified labor	\$ -	\$ -	\$ -	\$ -
3007 0500	Miscellaneous unclassified labor	\$ -	\$ -	\$ -	\$ -
3008 0600	Miscellaneous unclassified labor	\$ -	\$ -	\$ -	\$ -
3009 0700	Miscellaneous unclassified labor	\$ -	\$ -	\$ -	\$ -
3010 0800	Miscellaneous unclassified labor	\$ -	\$ -	\$ -	\$ -
3011 0000	Miscellaneous unclassified parts/materials PM0010	\$ -	\$ -	\$ -	\$ -
3012 0000	Miscellaneous unclassified parts/materials PM0020	\$ -	\$ -	\$ -	\$ -
3013 0000	Miscellaneous unclassified parts/materials PM0030	\$ -	\$ -	\$ -	\$ -
3014 0000	Miscellaneous unclassified parts/materials PM0040	\$ -	\$ -	\$ -	\$ -
3015 0000	Miscellaneous unclassified parts/materials PM0050	\$ -	\$ -	\$ -	\$ -
3016 0000	Miscellaneous unclassified parts/materials PM0060	\$ -	\$ -	\$ -	\$ -
3017 0000	Miscellaneous unclassified parts/materials PM0070	\$ -	\$ -	\$ -	\$ -
3018 0000	Miscellaneous unclassified parts/materials PM0080	\$ -	\$ -	\$ -	\$ -
3019 0000	Miscellaneous unclassified parts/materials PM0090	\$ -	\$ -	\$ -	\$ -
3020 0000	Miscellaneous unclassified parts/materials PM0100	\$ -	\$ -	\$ -	\$ -
3021 0000	Miscellaneous unclassified parts/materials PM0150	\$ -	\$ -	\$ -	\$ -
3022 0000	Miscellaneous unclassified parts/materials PM0200	\$ -	\$ -	\$ -	\$ -
3023 0000	Miscellaneous unclassified parts/materials PM0250	\$ -	\$ -	\$ -	\$ -
3024 0000	Miscellaneous unclassified parts/materials PM0300	\$ -	\$ -	\$ -	\$ -
3025 0000	Miscellaneous unclassified parts/materials PM0350	\$ -	\$ -	\$ -	\$ -
3026 0000	Miscellaneous unclassified parts/materials PM0400	\$ -	\$ -	\$ -	\$ -
3027 0000	Parts/materials needed greater < \$400 see notes below	\$ -	\$ -	\$ -	\$ -

Pricing  
Intentionally  
Removed

**Technician Notes: Invoice and Pricing Notes:**

If parts/materials are not in your truck stock, please make sure to add the standard .5 hour or use this section to add the round trip actual travel hours to your service ticket. Use the code above - but write on invoice the actual repair description.

If you need labor hours or repair materials greater than the available tasking items, simply use any two or more to obtain total hours or total materials needed to complete work.

The miscellaneous parts and material costs needed are listed as PM0000 series and represent vendor supplier costs in dollars.

Always round up to the next logical price code. Example: For \$46 dollars worth of parts you would select PM0050 since \$46 is greater than the midway point between \$40 and \$50. For \$42 dollars worth of parts you would select PM0040 since \$42 is lower than the midway point between \$40 and \$50.

For parts needed greater than \$400 use 5425-0000 code and multiply vendor price by 1.4 to derive sell price.

Remember, the only thing worse than misspelled words and poor handwriting is no words and no handwriting.

Always mention how to receive a 15% discount off today's repairs

# Misc.-Unclassified Repairs and Quoted Jobs

# 30